



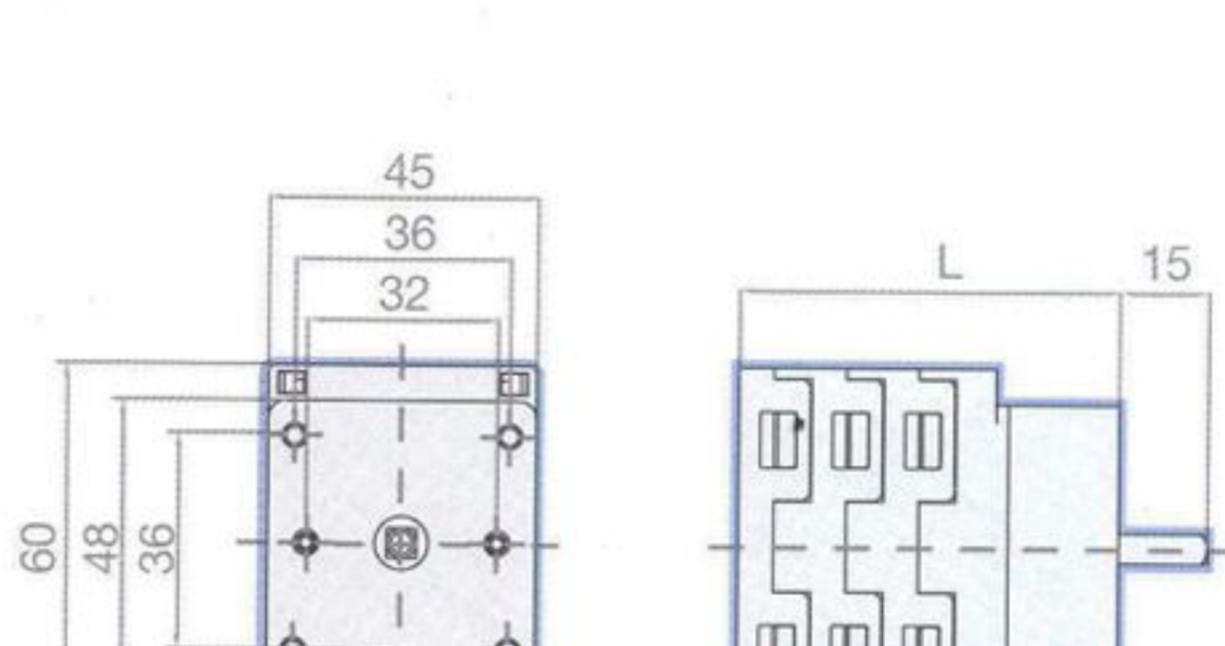
## Rear mounting with screws

2 or 4 hole panel fixing directly on the switch  
External plate and handle



50x50 mm 50x50 mm 50x50 mm 61,5x61,5 mm 61,5x61,5 mm

Ue	Ie	Contacts	Chambers	Black standard handle C0	Padlockable handle D704 C0 black/grey	Padlockable handle D704 C0 red/yellow	Padlockable handle D704 C1 black/grey	Padlockable handle D704 C1 red/yellow
600 Vdc	DC21B-25A	1+1	2	TFV0611EE1N1	TFV0611EE6N1	TFV0611EE6RD	TFV0611EE7N0	TFV0611EE7R0
	DC21B-50A	2+1	3	TFV0621EE1N1	TFV0621EE6N1	TFV0621EE6RD	TFV0621EE7N0	TFV0621EE7R0
800 Vdc	DC21B-10A	1+1	2	TFV0811EE1N1	TFV0811EE6N1	TFV0811EE6RD	TFV0811EE7N0	TFV0811EE7R0
	DC21B-32A	2+1	3	TFV0821EE1N1	TFV0821EE6N1	TFV0821EE6RD	TFV0821EE7N0	TFV0821EE7R0
1000 Vdc	DC21B-50A	3+1	4	TFV0831EE1N1	TFV0831EE6N1	TFV0831EE6RD	TFV0831EE7N0	TFV0831EE7R0
	DC21B-20A	2+1	3	TFV1021EE1N1	TFV1021EE6N1	TFV1021EE6RD	TFV1021EE7N0	TFV1021EE7R0
1000 Vdc	DC21B-40A	3+1	4	TFV1031EE1N1	TFV1031EE6N1	TFV1031EE6RD	TFV1031EE7N0	TFV1031EE7R0
	DC21B-50A	4+1	5	TFV1041EE1N1	TFV1041EE6N1	TFV1041EE6RD	TFV1041EE7N0	TFV1041EE7R0



N° Chambers	Length (mm)					
	2	3	4	5	6	+1
L	51,30	63,30	75,30	87,30	99,30	12,00



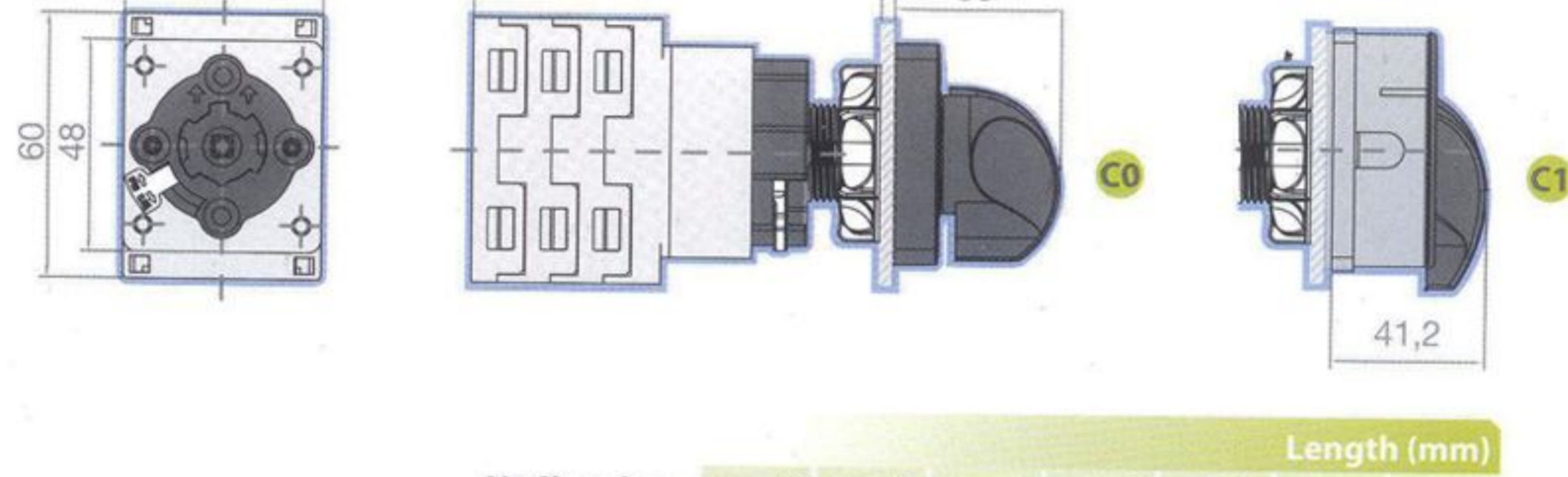
## Rear mounting - quick fixing

Diameter 22 hole quick fixing  
External plate and handle



50x50 mm 61,5x61,5 mm 61,5x61,5 mm

Ue	Ie	Contacts	Chambers	Black standard handle C0	Padlockable handle D704 C1 black/grey	Padlockable handle D704 C1 red/yellow
600 Vdc	DC21B-25A	1+1	2	TFV0611EC1N1	TFV0611EC7N0	TFV0611EC7R0
	DC21B-50A	2+1	3	TFV0621EC1N1	TFV0621EC7N0	TFV0621EC7R0
800 Vdc	DC21B-10A	1+1	2	TFV0811EC1N1	TFV0811EC7N0	TFV0811EC7R0
	DC21B-32A	2+1	3	TFV0821EC1N1	TFV0821EC7N0	TFV0821EC7R0
1000 Vdc	DC21B-50A	3+1	4	TFV0831EC1N1	TFV0831EC7N0	TFV0831EC7R0
	DC21B-20A	2+1	3	TFV1021EC1N1	TFV1021EC7N0	TFV1021EC7R0
1000 Vdc	DC21B-40A	3+1	4	TFV1031EC1N1	TFV1031EC7N0	TFV1031EC7R0
	DC21B-50A	4+1	5	TFV1041EC1N1	TFV1041EC7N0	TFV1041EC7R0



N° Chambers	Length (mm)							
	2	3	4	5	6	7	8	
L	80,10	92,10	104,10	116,10	128,10	140,10	152,10	



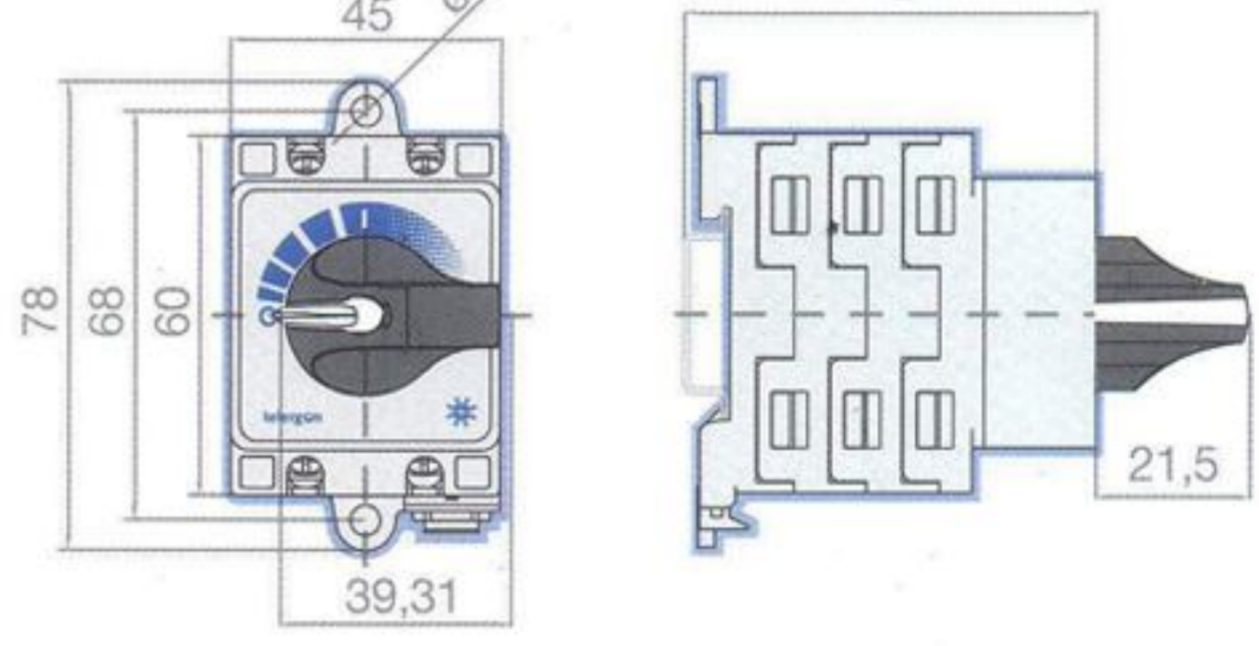
## Base mounting - direct handle

Base mounting on a DIN rail or 2 hole panel fixing  
Direct handle



50x50 mm 50x50 mm

Ue	Ie	Contacts	Chambers	Black standard handle C0	Padlockable handle D905 C0 black/grey
600 Vdc	DC21B-25A	1+1	2	TFV0611EHPN0	TFV0611EHRN0
	DC21B-50A	2+1	3	TFV0621EHPN0	TFV0621EHRN0
800 Vdc	DC21B-10A	1+1	2	TFV0811EHPN0	TFV0811EHRN0
	DC21B-32A	2+1	3	TFV0821EHPN0	TFV0821EHRN0
1000 Vdc	DC21B-50A	3+1	4	TFV0831EHPN0	TFV0831EHRN0
	DC21B-20A	2+1	3	TFV1021EHPN0	TFV1021EHRN0
1000 Vdc	DC21B-40A	3+1	4	TFV1031EHPN0	TFV1031EHRN0
	DC21B-50A	4+1	5	TFV1041EHPN0	TFV1041EHRN0



N° Chambers	Length (mm)					
	2	3	4	5	6	
L	53,50	65,50	77,50	89,50	101,50	



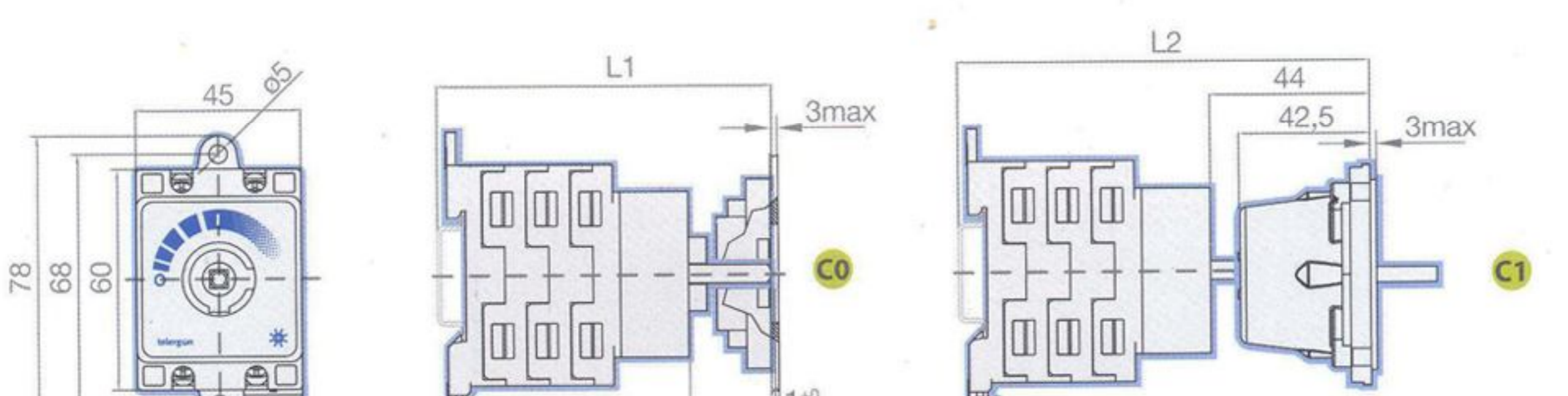
## Base mounting - panel handle

Base mounting on a DIN rail or 2 hole panel fixing  
External handle door-interlock



50x50 mm 50x50 mm 65x65 mm 61,5x61,5 mm 61,5x61,5 mm

Ue	Ie	Contacts	Chambers	Padlockable handle & door interlock D704 C0 black/grey	Padlockable handle & door interlock D704 C0 red/yellow	Black standard handle & door interlock D501 C1	Padlockable handle & door interlock D704/D501 C1 black/grey	Padlockable handle & door interlock D704/D501 C1 red/yellow
600 Vdc	DC21B-25A	1+1	2	TFV0611EF6N1	TFV0611EF6RD	TFV0611EF1N1	TFV0611EF7N0	TFV0611EF7R0
	DC21B-50A	2+1	3	TFV0621EF6N1	TFV0621EF6RD	TFV0621EF1N1	TFV0621EF7N0	TFV0621EF7R0
800 Vdc	DC21B-10A	1+1	2	TFV0811EF6N1	TFV0811EF6RD	TFV0811EF1N1	TFV0811EF7N0	TFV0811EF7R0
	DC21B-32A	2+1	3	TFV0821EF6N1	TFV0821EF6RD	TFV0821EF1N1	TFV0821EF7N0	TFV0821EF7R0
1000 Vdc	DC21B-50A	3+1	4	TFV0831EF6N1	TFV0831EF6RD	TFV0831EF1N1	TFV0831EF7N0	TFV0831EF7R0
	DC21B-20A	2+1	3	TFV1021EF6N1	TFV1021EF6RD	TFV1021EF1N1	TFV1021EF7N0	TFV1021EF7R0
1000 Vdc	DC21B-40A	3+1	4	TFV1031EF6N1	TFV1031EF6RD	TFV1031EF1N1	TFV1031EF7N0	TFV1031EF7R0
	DC21B-50A	4+1	5	TFV1041EF6N1	TFV1041EF6RD	TFV1041EF1N1	TFV1041EF7N0	TFV1041EF7R0



N° Chambers	Length (mm)						
	2	3	4	5	6	+1	
L1	77,30	89,30	101,30	113,30	125,30	12,00	
L2	106,30	118,30	130,30	142,30	154,30	12,00	